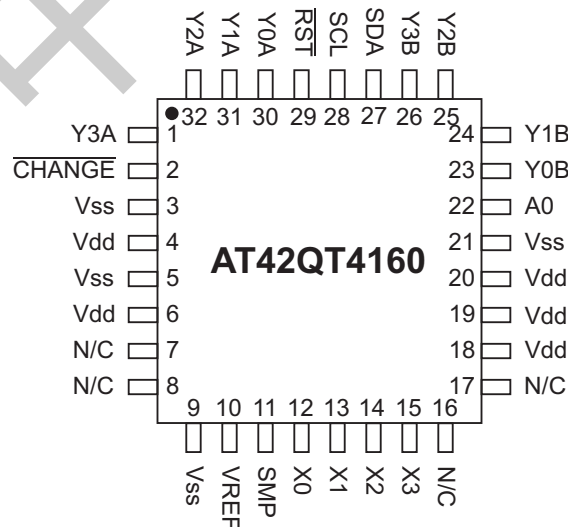


## Features

- **QField™ Touchscreen:**
  - Up to 4.8 inches diagonal screen size supported
- **Technology:**
  - Patented spread-spectrum charge-transfer (transverse mode)
- **Panel Materials:**
  - Plastic, glass, composites, painted surfaces (low particle density metallic paints possible)
- **Adjacent Metal:**
  - Compatible with grounded metal immediately next to sensing channels
- **Panel Thickness:**
  - 1 to 2 mm glass, 0.5 to 1.5 mm plastic
- **Interface:**
  - I<sup>2</sup>C-compatible slave mode, 100 kHz or 400 kHz
- **Moisture Tolerance:**
  - Best in class
- **Power:**
  - 1.8V to 5.5V (2.5V to 5.5V in high speed mode)
- **Packages:**
  - 32-pin 5 x 5 mm MLF RoHS compliant
- **Signal Processing:**
  - Self-calibration, auto drift compensation, noise filtering
- **Applications:**
  - Mobile electronics, terminals, appliances
- **Patents:**
  - QMatrix™ (patented Charge-transfer method)
  - QField (patented Charge-transfer method, patent-pending QField optimized for one-layer sensor element designs)

## 1. Pin-out and Pin Listing Descriptions

### 1.1 Device Pin-out



## QField™ 10-bit Touchscreen Sensor IC

AT42QT4160

## Summary

Note: This is a summary document. A complete document is available under NDA. For more information contact [www.atmel.com/touchscreen](http://www.atmel.com/touchscreen).

9507AS-AT42-10/08



## 1.2 Pin Listing Description

Table 1-1. Pin Listing

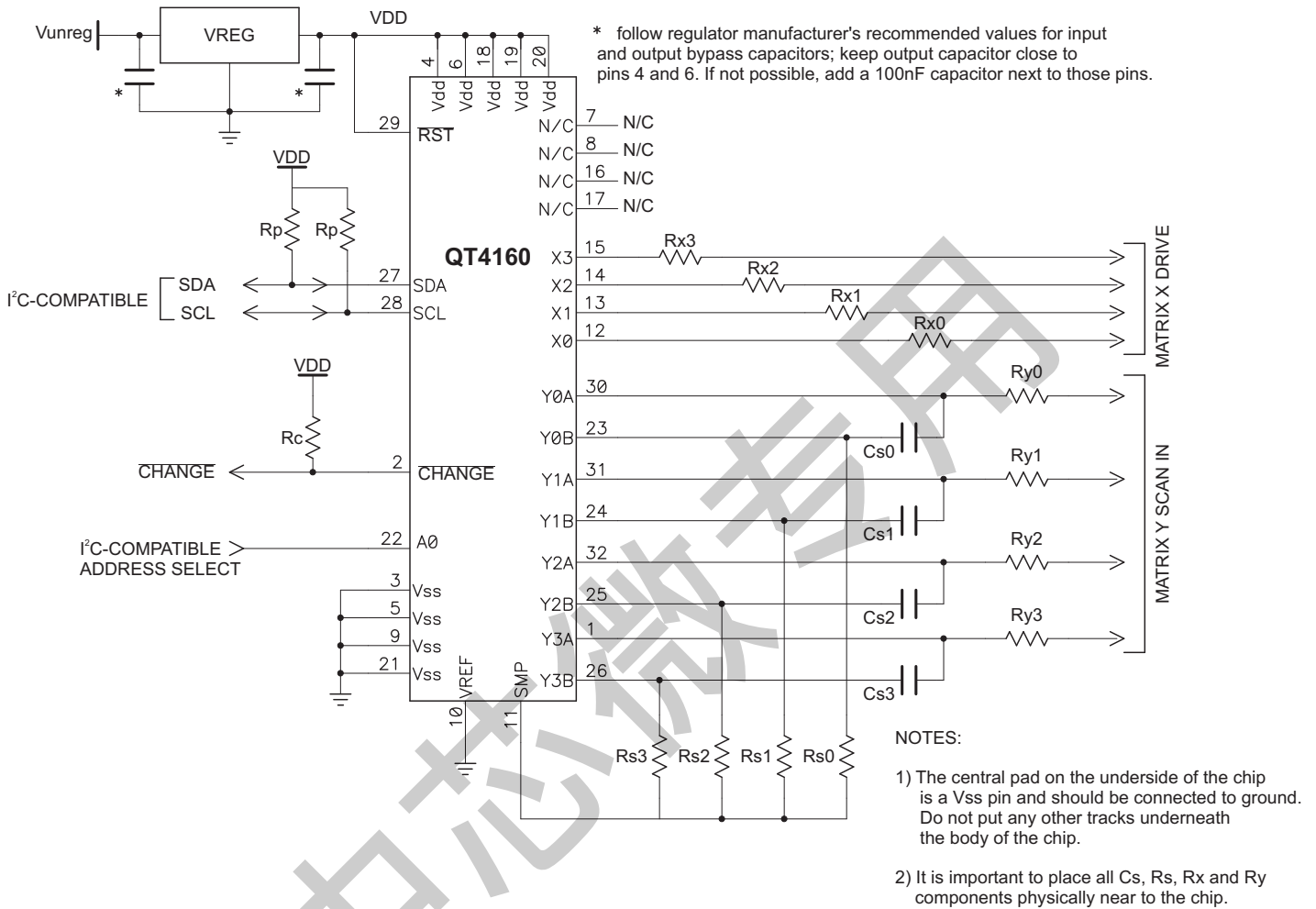
| Pin | Name                       | Type | Comments                                   | If Unused, connect To... |
|-----|----------------------------|------|--|--------------------------|
| 1   | Y3A                        | O    | Y line connection                          | Leave open               |
| 2   | $\overline{\text{CHANGE}}$ | OD   | State change notification                  | Leave open               |
| 3   | Vss                        | P    | Supply ground                              | –                        |
| 4   | Vdd                        | P    | Power                                      | –                        |
| 5   | Vss                        | P    | Supply ground                              | –                        |
| 6   | Vdd                        | P    | Power                                      | –                        |
| 7   | N/C                        | O    | Not connected                              | Leave open               |
| 8   | N/C                        | O    | Not connected                              | Leave open               |
| 9   | Vss                        | P    | Supply ground                              | –                        |
| 10  | VREF                       | I    | Supply ground                              | –                        |
| 11  | SMP                        | O    | Sample output                              | –                        |
| 12  | X0                         | O    | X matrix drive line                        | Leave open               |
| 13  | X1                         | O    | X matrix drive line                        | Leave open               |
| 14  | X2                         | O    | X matrix drive line                        | Leave open               |
| 15  | X3                         | O    | X matrix drive line                        | Leave open               |
| 16  | N/C                        | O    | Not connected                              | Leave open               |
| 17  | N/C                        | O    | Not connected                              | Leave open               |
| 18  | Vdd                        | P    | Power                                      | –                        |
| 19  | Vdd                        | P    | Power                                      | –                        |
| 20  | Vdd                        | P    | Power                                      | –                        |
| 21  | Vss                        | P    | Supply ground                              | –                        |
| 22  | A0                         | I    | I <sup>2</sup> C-compatible address select | –                        |
| 23  | Y0B                        | I/O  | Y line connection                          | Leave open               |
| 24  | Y1B                        | I/O  | Y line connection                          | Leave open               |
| 25  | Y2B                        | I/O  | Y line connection                          | Leave open               |
| 26  | Y3B                        | I/O  | Y line connection                          | Leave open               |
| 27  | SDA                        | OD   | Serial Interface Data                      | –                        |
| 28  | SCL                        | OD   | Serial Interface Clock                     | –                        |
| 29  | $\overline{\text{RST}}$    | I    | Reset low; has internal 30k - 60k pull-up  | Leave open or Vdd        |
| 30  | Y0A                        | O    | Y line connection                          | Leave open               |
| 31  | Y1A                        | O    | Y line connection                          | Leave open               |
| 32  | Y2A                        | O    | Y line connection                          | Leave open               |

I Input only  
 O Output only, push-pull  
 OD Open drain output

I/O Input and output  
 X Clock resonator  
 P Ground or power

## 1.3 Wiring Diagram

Figure 1-1. Wiring Diagram



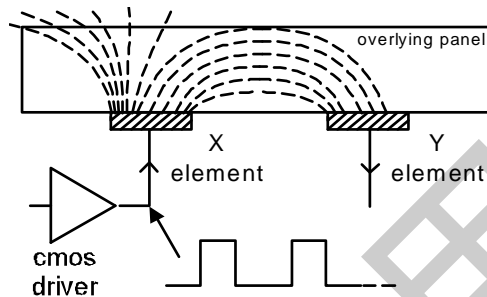
Suggested regulator manufacturers:

- Torex (XC6215 series)
- Seiko (S817 series)
- BCDSemi (AP2121 series)

## 2. Overview

The AT42QT4160 (QT4160) QField IC is a self-contained capacitive touchscreen controller that employs Atmel's patented transverse charge-transfer (QT™) acquisition method. The controller senses changes in electrical charge forced across two electrode elements by a pulse edge (see [Figure 2-1](#)).

**Figure 2-1.** Field Flow Between X and Y Elements



The touchscreen is critical to the design and is specially patterned to improve linearity, limit hand shadow and keep the number of connection lines to a minimum.

The device includes all signal processing functions necessary to provide stable sensing under a wide variety of changing conditions. Only a few external parts are required for operation. The entire circuit can be built within a few square centimeters of single-sided PCB area. CEM-1 and FR1 punched, single-sided materials can be used for the lowest possible cost. The PCB's rear can be mounted flush on the back of a glass or plastic panel using a conventional adhesive, such as 3M VHB two-sided adhesive acrylic film.

The device uses an I<sup>2</sup>C-compatible interface to allow channel data to be extracted and to permit touchscreen parameter setup. The command structure is designed to minimize the amount of data traffic while maximizing the amount of information conveyed.

In addition to normal operating and setup functions the device can also report back actual signal strengths.

### 3. Revision History

| Revision No.               | History                                |
|----------------------------|--|
| Revision AS – October 2008 | •Initial release for chip revision 7.0 |

中芯微专用



## Headquarters

---

**Atmel Corporation**  
2325 Orchard Parkway  
San Jose, CA 95131  
USA  
Tel: 1(408) 441-0311  
Fax: 1(408) 487-2600

## International

---

**Atmel Asia**  
Unit 01-05 & 16, 19/F  
BEA Tower, Millennium City 5  
418 Kwun Tong Road  
Kwun Tong  
Kowloon  
Hong Kong  
Tel: (852) 2245-6100  
Fax: (852) 2722-1369

**Atmel Europe**  
Le Krebs  
8, Rue Jean-Pierre Timbaud  
BP 309  
78054 Saint-Quentin-en-  
Yvelines Cedex  
France  
Tel: (33) 1-30-60-70-00  
Fax: (33) 1-30-60-71-11

**Atmel Japan**  
9F, Tonetsu Shinkawa Bldg.  
1-24-8 Shinkawa  
Chuo-ku, Tokyo 104-0033  
Japan  
Tel: (81) 3-3523-3551  
Fax: (81) 3-3523-7581

### **Touch Technology Division**

1 Mitchell Point  
Ensign Way  
Hamble  
Southampton  
Hampshire SO31 4RF  
United Kingdom  
Tel: (44) 23-8056-5600  
Fax: (44) 23-8045-3939

## Product Contact

---

**Web Site**  
[www.atmel.com](http://www.atmel.com)

**Technical Support**  
[touch@atmel.com](mailto:touch@atmel.com)

**Sales Contact**  
[www.atmel.com/contacts](http://www.atmel.com/contacts)

**Literature Requests**  
[www.atmel.com/literature](http://www.atmel.com/literature)

**Disclaimer:** The information in this document is provided in connection with Atmel products. No license, express or implied, by estoppel or otherwise, to any intellectual property right is granted by this document or in connection with the sale of Atmel products. **EXCEPT AS SET FORTH IN ATMEL'S TERMS AND CONDITIONS OF SALE LOCATED ON ATMEL'S WEB SITE, ATMEL ASSUMES NO LIABILITY WHATSOEVER AND DISCLAIMS ANY EXPRESS, IMPLIED OR STATUTORY WARRANTY RELATING TO ITS PRODUCTS INCLUDING, BUT NOT LIMITED TO, THE IMPLIED WARRANTY OF MERCHANTABILITY, FITNESS FOR A PARTICULAR PURPOSE, OR NON-INFRINGEMENT. IN NO EVENT SHALL ATMEL BE LIABLE FOR ANY DIRECT, INDIRECT, CONSEQUENTIAL, PUNITIVE, SPECIAL OR INCIDENTAL DAMAGES (INCLUDING, WITHOUT LIMITATION, DAMAGES FOR LOSS OF PROFITS, BUSINESS INTERRUPTION, OR LOSS OF INFORMATION) ARISING OUT OF THE USE OR INABILITY TO USE THIS DOCUMENT, EVEN IF ATMEL HAS BEEN ADVISED OF THE POSSIBILITY OF SUCH DAMAGES.** Atmel makes no representations or warranties with respect to the accuracy or completeness of the contents of this document and reserves the right to make changes to specifications and product descriptions at any time without notice. Atmel does not make any commitment to update the information contained herein. Unless specifically provided otherwise, Atmel products are not suitable for, and shall not be used in, automotive applications. Atmel's products are not intended, authorized, or warranted for use as components in applications intended to support or sustain life.

© 2008 Atmel Corporation. All rights reserved. Atmel®, Atmel logo and combinations thereof, and others are registered trademarks, Adjacent Key Suppression™, AKS™, QT™, QField™, QMatrix™, QTouch™ and others are trademarks of Atmel Corporation or its subsidiaries. Other terms and product names may be registered trademarks or trademarks of others.



联系方式



## 深圳市中芯微實業有限公司

深圳市龍崗區碧新路2002號中肯大廈607-608

電話/TEL: +86-0755-84200087

[www.szzxv.com](http://www.szzxv.com)

中芯微專用